


# Key Facts and Statistics

ncelectriccooperatives.com



v23.1

## BUILDING A BRIGHTER FUTURE AND SERVING

**24%**

of the population

**45%**

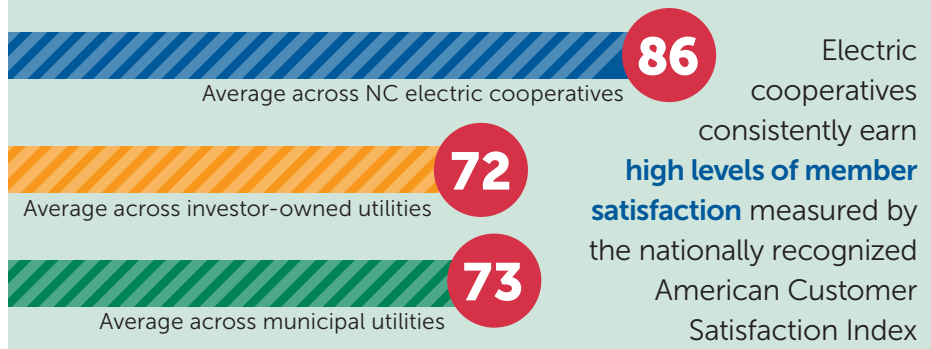
of the land mass

### Reliable power across the state

North Carolina co-ops kept the lights on **99.98%** of the time, despite hurricanes, ice storms, tornadoes and other extreme weather events.



### Members trust and appreciate their co-op



Based on 2022 ASCI® Utility Sector Report

### What Matters to Members

When asked to rank the importance of affordability, reliability and sustainability, cooperative members told us what matters most to them.



Electric cooperatives will remain committed to methods that are reliable and cost-effective as we move toward our sustainability goals.

Based on 2020 Cooperative Difference Survey Data

**93**

**COUNTIES** in North Carolina served by electric co-ops (out of 100)

**106**

**THOUSAND** miles of line connecting rural and suburban North Carolina

**\$237**

**MILLION** in payroll and benefits for thousands of families

**\$9.4**

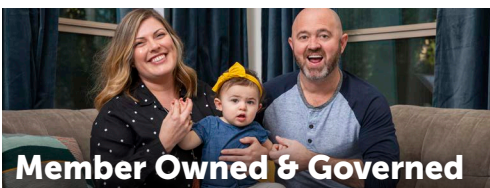
**BILLION** in poles, wires, substations and other infrastructure

**\$10.2**

**MILLION** paid in taxes to support North Carolina communities

**10.7 CONSUMERS PER MILE OF POWER LINE**

versus an average of 22.9 on investor-owned lines, and 44.3 on municipal lines



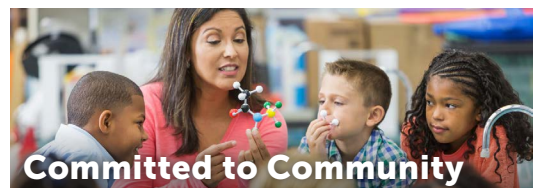
#### Member Owned & Governed

Electric co-ops belong to the communities they serve. Members democratically elect directors to conduct business and represent local needs.



#### Not-for-Profit

Co-ops are at-cost, not-for-profit providers of electricity and energy services, focused on delivering value and excellent service at the lowest possible cost.



#### Committed to Community

As local organizations guided by local needs, co-ops are committed to supporting economic development and the education of the leaders of tomorrow.