

Key Facts and Statistics

nselectriccooperatives.com

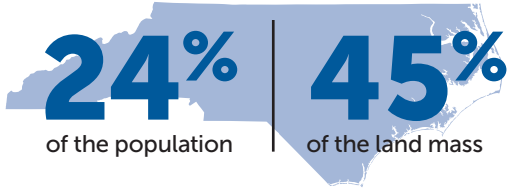


NC Electric Cooperatives

Your Touchstone Energy® Cooperatives 


v3, 2020

POWERING EVERYDAY LIFE FOR 2.5 MILLION

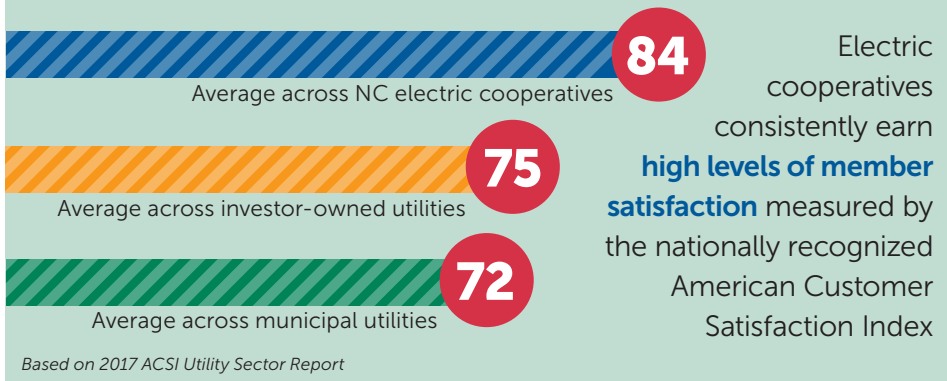


Reliable power across the state

North Carolina co-ops kept the lights on **99.93 percent** of the time, despite hurricanes, ice storms, tornadoes and other extreme weather events.



Members trust and appreciate their co-op



- \$8.2 BILLION** in poles, wires, substations and other infrastructure
- 24 HUNDRED** employees at the 26 co-ops across the state
- \$208 MILLION** in payroll and benefits for thousands of families
- \$6.7 MILLION** paid in taxes to support North Carolina communities
- 103 THOUSAND** miles of line connecting rural and suburban North Carolina

What Matters to Members

When asked to rank the importance of affordability, reliability and sustainability, cooperative members told us what matters most to them.



Electric cooperatives will remain committed to methods that are reliable and cost-effective as we move toward our sustainability goals.

Based on 2020 Cooperative Difference Survey Data

10.1 CONSUMERS PER MILE OF POWER LINE
versus an average of 22.9 on investor-owned lines, and 44.3 on municipal lines

Member-Owned & Governed

Electric co-ops are owned by the people they serve. Members democratically elect directors to conduct business and represent local needs.

Not-for-Profit

Co-ops are at cost, not-for-profit providers of electricity and don't answer to shareholders. Excess revenues are returned to members.

Committed to Community

Co-ops are rooted in the communities they serve, and are dedicated to supporting economic development and local education for the leaders of tomorrow.